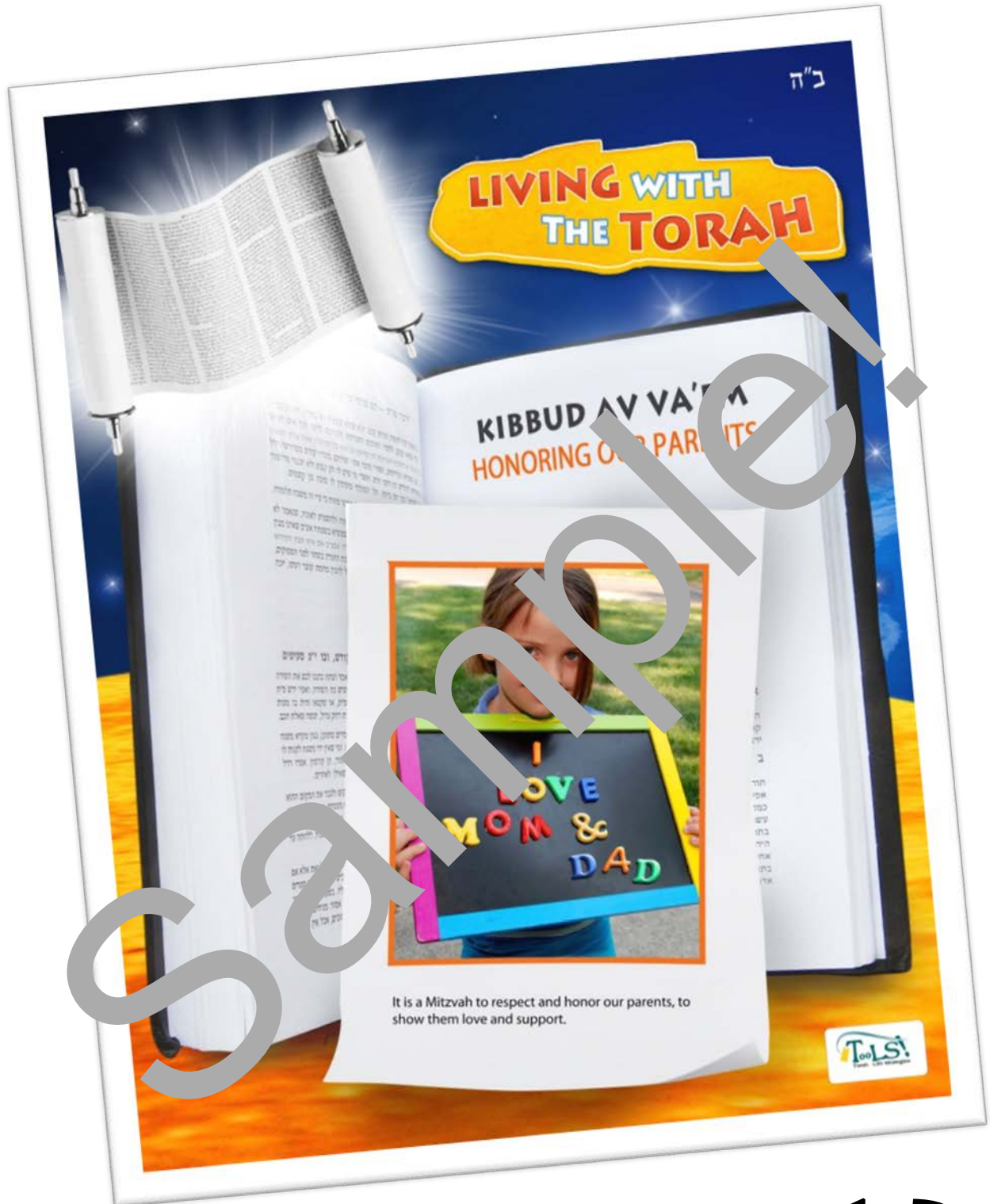


to be used by the staff of this institution exclusively



# 13:

## HONORING OUR PARENTS



Sample!

# 13. HONORING OUR PARENTS

## INTRODUCTION

|  |  |
|--|--|
| <p><b>WORDS TO KNOW</b></p> <p><b>1</b> Hashem<br/>Torah<br/>Mitzvot</p> <p><b>2</b> Parsha<br/>Perek<br/>Passuk</p> <p><b>3</b> Bikur Cholim</p> <p><b>4</b> Chesed<br/>Midrash</p> <p><b>5</b> Hakarat Hatov</p> <p><b>6</b> Talmud</p> <p><b>7</b> Aseret Hadibrot<br/>Luchot</p> <p><b>8</b> Melacha<br/>Kadosh</p> <p><b>9</b> Challah</p> <p><b>11</b> Btzelem Elokim</p> <p><b>13</b> Neshama</p> | <p><b>Honoring our parents is a Mitzvah</b></p> <ul style="list-style-type: none"> <li>• There is a direct Mitzvah from the Torah to honor our parents.</li> <li>• This Mitzvah is so important that it is stated twice in the Torah.</li> <li>• It is actually in the Aseret Hadibrot- it is such an integral part of Judaism.</li> </ul> <p>It is included in the ‘Between Man and Hashem’ section of the Aseret Hadibrot:</p> <p>There are three partners in creating a person: the mother, father, and Hashem. If we honor our parents who created our finite bodies, then Hashem also considers it to be honoring Him – the Creator of our infinite souls. (The proof that Hashem includes Himself in the Mitzvah of honoring parents is in the fact that His name appears within the commandment.)</p> <p><b>We learn so much from our parents</b></p> <ul style="list-style-type: none"> <li>• Hashem wanted a specific mission to be done in this world, so He decided to bring such particular Neshama down. He chose our parents to be the ones who give us life. We get our DNA from our parents – our physical and intellectual attributes.</li> <li>• Our parents love, provide for and guide us so that we can become the people we were meant to be.</li> <li>• Hashem created the world so that we learn so much from our parents. We learn our first words from our parents. We learn specific skills from our parents – ex: table manners, how to put on our clothing. We learn life attitudes from our parents – ex: ‘easy does it’, ‘being Jewish is special’.</li> <li>• For all that we must be very grateful to them, and treat them with the most respect.</li> </ul> <p><b>Melacha: How to honor our parents</b></p> <ul style="list-style-type: none"> <li>• Sometimes, we might feel that we can ‘let loose’ at home amongst the people with whom we are most comfortable, and we might feel that our parents will love us no matter what, so why bother showing them respect.</li> <li>• We may not always feel that it is easy to respect our parents, but of course they so deserve our respect and honor. Torah is all about good and meaningful living, and of course honoring our parents is the right way to live. So of course, there is a Mitzvah to respect our parents.</li> <li>• We must give our parents the same respect we give to others, plus more.             <ol style="list-style-type: none"> <li>a. Don’t wake them up</li> <li>b. Talk to them respectfully</li> <li>c. Listen to them right away</li> <li>d. Show appreciation</li> </ol> </li> </ul> |
|--|--|

to be used by the staff of this institution exclusively

|  |   |
|--|---|
|  | <p>e. Do not contradict</p> <p><b>Building a good relationship with your parents.</b></p> <ul style="list-style-type: none"> <li>• It is very important to try to create a strong relationship with your parents. It shows your parents that you respect them and are grateful for all they do for you. And you also benefit from a respectful relationship. Less stress, less arguments, etc.</li> <li>• <b>Communication.</b> Tell them what you're up to, share your thoughts and feelings with them, and seek their advice for your problems.</li> <li>• <b>Honesty/ trust.</b> Honesty means you don't lie or manipulate.</li> <li>• <b>Being responsible.</b> Responsibility means you are reliable and can be counted on to use good judgment.</li> <li>• <b>Is there something that you do that really annoys your parents?</b> What can you do to work on that? [Consider things like hachlata and small, achievable goals and din vacheshbon.]</li> </ul> |
|  | <p><b>Things to consider</b></p> <ul style="list-style-type: none"> <li>• In this lesson, we focus on the reasons why we must honor our parents, rather than on the specific ways we must honor them. We hope to inspire the students to internalize the underlying understandings of the importance of <i>Yibud Av VaEm</i>, so that they can make good decisions when relating to their parents.</li> <li>• Some children may know of abusive relationships. Speak to your director to see whether there are any such children in your class and how to deal with that situation.</li> <li>• Be sensitive to unique family models, such as adoption and step families.</li> </ul>   |

Sample!

**LEVEL 1****ABOUT THIS LESSON****DESIRED OUTCOME BY THE END OF THIS LESSON, STUDENTS WILL BE ABLE TO:**

- Detail the things that their parents do for them, for which they owe appreciation.
- Determine on their own some ways to show honor to their parents.
- Differentiate between respectful and disrespectful behavior towards parents.
- (Know that respect for teachers is equated with respect for parents.)

**BEFORE CLASS**

- Review Homework Mystery Word (**Homework.11 – PPT**)
- Review PPT - **Text.Lesson.13**
- Print **13 .FamilyTalk**– 1 per student
- Print **13.Homework** – 1 per student
- Prepare **Mystery Box: Apron**
- Print **0.1 “5 W’s and H”** cards
- Print **13.01.Flip Book**
- Print **13.02.Role Playing Cards**
- Print **13.03.What parents say cards**
- Review **Text.Lesson.07 PPT**
- Bring students’ **7.02.Aseret Hadibrot Poster** and work relating to Aseret Hadibrot, Hakarat Hatov, and Responsibility to Others lessons.)

**NOTE TO TEACHER**

- This class builds on numerous Others lessons including Aseret Hadibrot, Hakarat Hatov, and Responsibility to Others. Bring in all posters and projects that the children did in those lessons.
- **REMINDER:** For next week’s class, invite an elderly member of the community to be interviewed by the student if desired, send home a flyer to notify grandparents as well.

**HOMEWORK QUESTIONS ARE BASED ON THESE FACTS**

- The Mitzvah of honoring parents is known as Kibud Av Vaem.
- Our parents are to be honored with Hasehm.
- Our parents deserve our utmost Respect.
- Honoring parents is one of the Aseret Hadibrot.
- Showing honor to our parents shows that we appreciate what they do for us.
- Kibud Av Vaem is a Mitzvah we can do all the time.

**LEVEL 1****LEARNING ACTIVITIES OUTLINE**

The Learning Activity Details must be read for full understanding of this outline.

|  |   |
|--|---|
| <b>Time: 4 minutes</b><br><b>Materials:</b><br>11.Homework PPT<br>or Homework papers                                     | <b>Homework Review</b><br>The mystery word is: RABBI  |
| <b>Time: 2 minutes</b><br><b>Materials:</b><br>Mystery Box<br>kitchen apron  | <b>Mystery Box<sup>1</sup></b><br>Should contain a kitchen apron.   |
| <b>Time: 4 minutes</b><br><b>Materials:</b><br>0.1 “5 W’s and H” (overall)<br>Student Book– p. 53<br>PPT - TextLesson.13 | <b>Learn Text<sup>2</sup></b>   |
| <b>Time: 6 minutes</b><br><b>Materials:</b><br>13.01.Flip Book   | <b>Flip Book<sup>3</sup></b><br>Students create a flip book about how much their parents love them – no matter what they do. Our parents do what they do so that we will become better people.<br>We owe our parents our appreciation.                    |
| <b>Time: 12 minutes</b><br><b>Materials:</b><br>13.02.Role Playing Cards   | <b>Role playing cards/skits<sup>4</sup></b><br>Small groups present a short skit illustrating what they understand from the card.<br>Class points out which behavior was lack of Kibbutz Av Va'em, and how it could be corrected.                         |
| <b>Time: 4 minutes</b><br><b>Materials:</b><br>Student Book  | <b>Student Book (page 56)</b><br>Complete class work in Student Book. Share good resolutions for honoring parents.  |
| <b>Time: 7 minutes</b><br><b>Materials:</b><br>7.02.Aseret Hadibrot P<br>Text.Lesson.07 PPT                              | <b>Connecting the Ten Commandments<sup>6</sup></b><br>Read the source Pasuk<br>View Ten Commandments power point/poster<br>Review ten commandments.<br>Discuss how parents are partners with Hashem.<br>Showing our parents respect is respecting Hashem! |
| <b>Time: 4 minutes</b><br><b>Materials:</b><br>13.Homework   | <b>Homework &amp; Weekly Mission</b><br>Explain the homework and Power of TooLS mission.  |

**LEVEL 1** LEARNING ACTIVITIES DETAILS<sup>1</sup>Mystery Box**PREPARE:**

- Kitchen apron.

**ASK:**

- What are the objects?
- What are they used for?
- What could they represent?
- Which topic do you think will be discussed in this week’s lesson?

**EXPLAIN:**

- Honoring parents/Kibud Av Va’em is one of the 613 Mitzvot.
- Its importance is shown by the fact that it is a direct Mitzvah and included in the Aseret Hadibrot.
- Inherent in the Mitzvah of Kibud Av Va’em are other Mitzvot as well.

<sup>2</sup>Learn Text

- Students can use the **0.1 “5 W’s and H” cards (in ‘Overall’ section of CD)** and answer whichever of those they can.

**CONTEXT:**

- Honoring our parents is so important; it is in the Torah twice.
- This Mitzvah is one of the Aseret Hadibrot.

**MORE ABOUT LEARNING TORAH**

- Here we discuss who else falls in the category of parents – teachers and grandparents.

<sup>3</sup>Our Parents Love Us Flip Book

- This activity is based on the concept brought out in the book “Mama Do you Love Me?” by Barbara M. Josse

**EXPLAIN:**

- Our parents love us no matter what we do. Sometimes we worry, disappoint, frustrate, them, but they always love us.
- And we must always honor them.

**ACTIVITY:**

- Give students the **13.01 Flip Book**. Cut as directed, along the black lines. Put together as a small book, as instructed.
- On the left side of the card, students should write things they sometimes do that frustrates, worries, etc. their parents. On the right side, they can draw in the emotions in the empty faces.
- Ex: parent “I’d be disappointed, → I didn’t do well on a test.
- Students can then name their book and design a cover.

**DISCUSS:**

- As you discuss, students can write ideas on index cards or on the board.
- Which behaviors show **appreciation**?
- Which do not?
- Which behaviors show **honor** and **respect** to parents?

to be used by the staff of this institution exclusively

- Describe a time that you did something special for your parents, for no special reason; something you did ‘just because’.
- How did your parents respond?
- How did you feel about your parents then?

#### <sup>4</sup>Activity-Role Playing

##### PREPARE:

- Print and cut **13.02.Role Playing Cards**. If necessary, divide the class into small groups ahead of time.

##### TO PLAY:

- Each group will receive one scenario card, depicting a behavior that does not show honor to parents.
- Students prepare skits to illustrate that point.
- Present skits to class.
- Rest of class determines which behavior must be corrected, and how.

#### <sup>5</sup>Student Book (page 56)

##### INSTRUCT:

- Students should reflect on the long list of things that parents want of us and choose a few that they work on doing, or abstaining from doing. They should sign and date it. If you have time, the students should rewrite it on a separate piece of paper and bring to their parents.
- Or, students can think of 1-2 particular things that they know their parents would especially want from them. They don’t have to share with the class.
- Variations: Use the answer box to write, draw, or illustrate with markers or other art media.

#### <sup>6</sup>Connection-The Ten Commandments

##### INSTRUCT:

- Re-read the source Pasuk.

##### ASK:

- Where have we seen this passage before?

##### REVIEW:

- View **02.Aseret HaMitzot Part 2 - ext.Lesson.07 PPT**
- Which side is the Mitzvah of Kibud Av Va'em on? (What is similar about all of those Mitzvot?)
- Does it belong there?

##### DISCUSS:

- Our parents are messengers with Hashem. Showing our parents respect is respecting Hashem!
- (Optional) Which other Mitzvot are included in the Mitzvah of Kibud Av Va'em? Hakarat Hatov, responsibility to others, respect and honor to teachers/ “spiritual parents”.



**LEVEL 2****ABOUT THIS LESSON****DESIRED OUTCOME BY THE END OF THIS LESSON, STUDENTS WILL KNOW, UNDERSTAND OR BE ABLE TO:**

- Detail the things that their parents do for them, for which they owe appreciation.
- Determine on their own some ways to show honor to their parents.
- Differentiate between respectful and disrespectful behavior towards parents.
- (Know that respect for teachers is equated with respect for parents.)

**BEFORE CLASS**

- Review Homework Mystery Word (**Homework.12 – PPT**)
- Review PPT - **Text.Lesson.13**
- Print **13 .FamilyTalk**– 1 per student
- Print **13.Homework** – 1 per student
- Prepare **Mystery Box: Apron**
- Print **0.1 “5 W’s and H” cards** – 1 card per student. Cut before class.
- Print **13.03.What Parents Say Cards** – 1 set per 2-3 students. Cut before class.
- Print **13.04.Parents Pictures** (optional.)
- Review **Text.Lesson.07 PPT**
- Bring students’ **7.02.Aseret Hadibrot Poster** and work related to **Aseret Hadibrot, Hakarat Hatov, and Responsibility to Others** lessons.)

**NOTE TO TEACHER**

- This class builds on numerous others lessons, including Aseret Hadibrot, Hakarat Hatov, and Responsibility to Others. Bring in all poster and writings that the children did in those lessons.
- **REMINDER:** For next week’s class invite an elderly member of the community to be interviewed by the students. If desired, send home a flyer to notify grandparents as well.

**HOMEWORK QUESTIONS ARE BASED ON THESE FACTS**

- The Mitzvah of honoring parents is known as Kibud Av Va’em.
- Our parents are partners with Hashem.
- Our parents deserve our utmost Respect.
- Honoring parents is one of the Aseret Hadibrot.
- Showing honor to our parents shows that we appreciate what they do for us.
- Kibud Av Va’em is a Mitzvah we can do all the time.

**OTHER RELATED TOPICS**

- Saying Kaddish for parents

**LEVEL 2**      **LEARNING ACTIVITIES OUTLINE**



The Learning Activity Details must be read for full understanding of this outline.

|   |   |
|---|---|
| <p><b>Time: 4 minutes</b><br/><b>Materials:</b><br/>11.Homework PPT<br/>or Homework papers</p>  | <p><b>Homework Review</b><br/>The mystery word is: RABBI</p>  |
| <p><b>Time: 2 minutes</b><br/><b>Materials:</b><br/>Mystery Box<br/>kitchen apron</p>   | <p><b>Mystery Box<sup>1</sup></b><br/>Should contain a kitchen apron</p>  |
| <p><b>Time: 4 minutes</b><br/><b>Materials:</b><br/>PPT TextLesson.13<br/>Student Book – p.53<br/>0.1."5 W's and H" cards (overall)</p> | <p><b>Learn Text<sup>2</sup></b><br/>(Suggestion-0.1. "5 W's and an H": after reading the Parsha students write questions starting with the 5 W's and H. Then the other students should try to answer them.)</p>  |
| <p><b>Time: 12 minutes</b><br/><b>Materials:</b><br/>13.03.What parents say cards<br/>13.04 .Parents Pictures</p>                       | <p><b>Why Parents Do what they Do<sup>3</sup></b><br/>Students divide activity cards by categories<br/>Review the categories the students have come up with.<br/>Discuss: Our parents do what they do so that we can become better people.<br/>We owe our parents our appreciation.</p> |
| <p><b>Time: 6 minutes</b><br/><b>Materials:</b></p>   | <p><b>Living our parents' legacy<sup>4</sup></b><br/>Our parents pass on to us what they think it is right and believe in.<br/>It is important that the child internalizes it at a certain age and start doing things because he understands the right.</p>                             |
| <p><b>Time: 4 minutes</b><br/><b>Materials:</b><br/>Student Book</p>  | <p><b>Student Book<sup>5</sup> (page 56)</b><br/>Complete class work in Student Book. Share good resolutions for honoring parents.</p>  |
| <p><b>Time: 7 minutes</b><br/><b>Materials:</b><br/>7.02.Aseret Hadibrot Poster<br/>Text.Lesson.07 I</p>                                | <p><b>Connection-Ten Commandments<sup>6</sup></b><br/>Re-read the source Pasuk.<br/>View poster/chart/poster.<br/>Review Ten Commandments.<br/>Discuss - our parents are partners with Hashem.<br/>Showing our parents respect is respecting Hashem!</p>                                |
| <p><b>Time: 4 minutes</b><br/><b>Materials:</b><br/>13.Homework</p>   | <p><b>Homework Review</b><br/>Explain the homework and Power of TooLS mission.</p>  |

**LEVEL 1****LEARNING ACTIVITIES DETAILS****<sup>1</sup>Mystery Box****PREPARE:**

- Kitchen apron.

**ASK:**

- What are the objects?
- What are they used for?
- What could they represent?
- Which topic do you think will be discussed in this week’s lesson?

**EXPLAIN:**

- Honoring parents/Kibud Av Va'em is one of the 613 Mitzvot.
- Its importance is shown by the fact that it is a direct Mitzvah and included in the Aseret Hadibrot.
- Inherent in the Mitzvah of Kibud Av Va'em are other Mitzvot as well.

**<sup>2</sup>Torah Text**

- Students can use the **0.1.”SW’s and H”** cards and answer any number of those they can.

**CONTEXT:**

- Honoring our parents is so important; it is in the Torah twice.
- This Mitzvah is one of the Aseret Hadibrot.

**MORE ABOUT LEARNING TORAH**

- Here we discuss who else falls in the category of parents: teachers and grandparents.

**<sup>3</sup>Why parents do what they do****THE ACTIVITY:**

- Divide class into small groups of 3.
- Students should look through the cards and try to divide according to categories as they see fit. (The objective is for them to think about the topics on the cards; the specific categories they choose are less important.)
- Some students may need help to come up with categories-some examples to start them off are: “things parents do v. things parents say”, “always/sometimes/never”, “things I like v. things I don’t like”
- Students should share the categories they have come up with.

**ASK:**

- What are some things our parents do?
- What are some things our parents say?
- What are the things we *enjoy* that our parents do?
- When do we get annoyed by our parents’ behavior?
- Why do they do/say those things?

**DISCUSS:**

- Our parents do what they do out of love.
- (Optional) Show **13.04.Parents Pictures** of things that our parents do for us, and discuss all the things that parents do.
- Nagging, making rules, giving us food to eat, and clothes to wear all show our parents care and concern.

to be used by the staff of this institution exclusively

- Even when they get frustrated, or annoyed by the things we do, they are acting out of love!
- Their worry, concern, and even frustration are all because they want us to become better people.
- Our parents do so much for us, we should show them respect and Hakarat Hatov (review of lesson 3)

#### <sup>4</sup>Discussion-Living their Legacy

##### DISCUSS:

- Which is preferable for a parent?

WRITE the following statements on Sentence strips and display.

- **Statement A**- “I will do what you told me to do, because you told me to”

##### ASK:

What element is missing here? (Love for parent, passion and desire to do their will. Understanding of parent’s will. No choice. )

- **Statement B**-“I will do what you told me to do because I want to, but *not* because you told me to”

##### ASK:

What does this imply? (No desire to do their will, rebellion.)

- **Statement C**-“I want to do what you told me to do”

##### DISCUSS:

- What is the ultimate desire of a parent? As the discussion proceeds, write the bolded words on the board.
- A parent desires that their legacy be carried out, that their children conduct their lives according to the values they (the parents) hold dear, and consider the best method for a good life.
- That is not enough - at a certain age, we must cease to do things simply to earn our parents respect and satisfaction. We must begin to do things with our own **conviction** and **understanding**.
- What would you think about a grown man, who goes home for a visit and asks for a reward for hanging up his coat properly? Or a...? These people have failed to **internalize** the true desire of their parents.
- A young adult must begin to appreciate all the aspects that were previously under their parents control/influence.
- The ultimate satisfaction of a parent is when they see their child making choices **on his own** that reflect the values they hold dear, and have led to his part.

#### <sup>5</sup>Student Book (page 56)

##### INSTRUCT

- Students should reflect on the long list of things that parents want of us and choose a few that they work on doing or abstaining from doing. They should sign and date it. If you have time, the students should rewrite it on a separate piece of paper and bring to their parents.
- Or, students can think of 1-2 particular things that they know their parents would especially want from them. They don’t have to share with the class.
- **Variations:** Use the answer box to write, draw, or illustrate with stickers or other art media.

<sup>6</sup> Connection-The Ten Commandments**INSTRUCT:**

- Re-read the source Pasuk.

**ASK:**

- Where have we seen this passage before?


**REVIEW:**

- View Aseret Hadibrot power point/poster
- Which side is the Mitzvah of Kibud Av Va'em on? (What is similar about all of these Mitzvot?)
- Does it belong there?


**DISCUSS:**

- Our parents are partners with Hashem. Showing our parents respect is respecting Hashem.
- (Optional) Which other Mitzvot are included in the Mitzvah of Kibud Av Va'em? How do we show responsibility to others, respect and honor to teachers/ "spiritual parents"?


Sample!



13.01.Flip Book (PDF)  
2 pages per student



13.02.Reading Playing Cards (PDF)  
2 pages



13.03.What Parents Say (PDF)  
2 pages



13.04.Parents Pictures (JPG)  
7 pictures