

# HOW TO

## Make Havdallah



*Traditionally, it is the man of the house who makes Havdallah, but if there is no man, anyone can make Havdallah.*

1. Get everything together. Light the candle. Fill the cup with wine, overflowing.
2. Take the cup of wine in the right hand, pass it to the left hand and then place in the palm of the right hand.
3. Begin the prayer. There are some parts for everyone to say aloud together. And also everyone should say Amen to all blessings said.
4. After saying the blessing about the SPICES, everyone should get a chance to smell the spices.
5. After saying the blessing about FIRE, everyone should look at their fingernails in the light of the flame from the candle.
6. When Havdallah is over, the leader drinks the wine, and the candle is extinguished in the left over wine.
7. Then all say "Shavua Tov", "Have a good week!"

*The words of Havdallah are in Hebrew, but it's very important to understand what we are saying.*




The Havdallah begins with 7 biblical sources about divine the way Hashem protects and cares for us.

Then, we say four blessings: on the wine, on the spices, on the fire and the importance of separation to make things special.

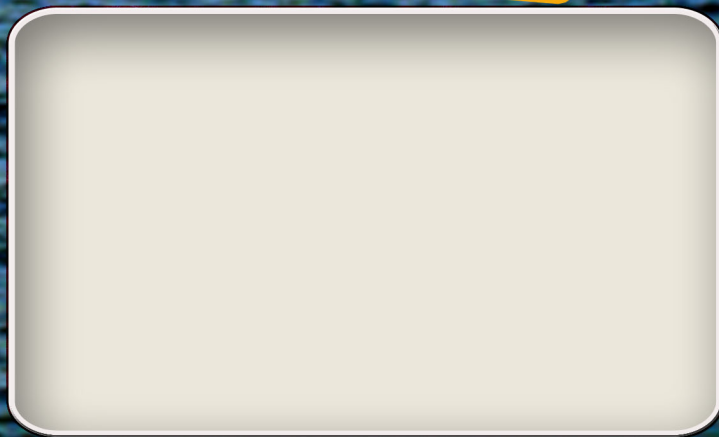


Shluchim

FOCUS

# Shabbat



# around the World!



# SHABBAT IN MY LIFE!

Shluchim Office Sample

# Shluchim Office Sample



Shluchim Office Sample